

Supported Models

V304E V307S V307E V310S V310E V315E V315E-4G V315E-WIFI
 V300-4G-ADP V300-WIFI-ADP

1. Safety precautions

The products involved in this manual are all open-type housing designs. Therefore they should be installed in a control cabinet that is free of airborne dust, humidity, electric shock, and vibration. Improper installation or operation may cause the products to overheat, leading to fire, electric shock, or damage to the products.

Please refer to the related series hardware manual for more detailed information.

2. General electrical and environmental specifications

2.1 Electrical specifications

Model	W	Rated power: W	Rated voltage: V	Rated current: A	
V304E	2.4	2.4	DC24V DC19.2-28.8V	DC24V, voltage range 19.2V-28.8V	
V307S	4.8	4.8			
V307E	4.8	4.8			
V310S	7.2	7.2			
V310E	7.2	7.2			
V315E	14.4	14.4			
V315E-4G	14.4	14.4			
V315E-WIFI	14.4	14.4			
V300-4G-ADP	—	—			Powered by
V300-WIFI-ADP	—	—			

*Note: All models are powered by the SELV input type.

2.2 Environmental requirements


Item	Requirement	Installation
Altitude	2000m	2000m
Operating environment		Installation
Operating temperature	-0-55°C	-0-55°C
Storage temperature	-20-60°C	-20-60°C
Ambient humidity	10-95%RH	10-95%RH
Vibration resistance	5-150Hz X/Y/Z	1g/3.5mm
Pollution degree		
Cooling method		
IP rating	IP65	IP20
Enclosure material		

*Note: The equipment may be damaged if used in a manner not specified by the manufacturer.

3. Installation instructions

3.1 Installation within a control cabinet

② 嵌入人机界面
 Embed the HMI into the



CN 0.5

3.4 2 Removable terminal block mounting and dismounting

CN	沿箭头方向插入端	
----	----------	--

--	--	--

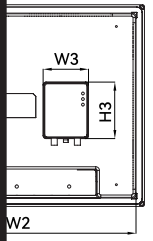
		<table border="1"><tr><td data-bbox="873 821 1166 890"></td><td data-bbox="1166 821 1295 890"></td><td data-bbox="1295 821 1425 890"></td><td data-bbox="1425 821 1539 890"></td></tr><tr><td data-bbox="873 890 1166 945"></td><td data-bbox="1166 890 1295 945"></td><td data-bbox="1295 890 1425 945"></td><td data-bbox="1425 890 1539 945"></td></tr></table>								

		<table border="1"><tr><td data-bbox="873 1198 1166 1267"></td><td data-bbox="1166 1198 1295 1267"></td><td data-bbox="1295 1198 1425 1267"></td><td data-bbox="1425 1198 1539 1267"></td></tr><tr><td data-bbox="873 1267 1166 1336"></td><td data-bbox="1166 1267 1295 1336"></td><td data-bbox="1295 1267 1425 1336"></td><td data-bbox="1425 1267 1539 1336"></td></tr><tr><td data-bbox="873 1336 1166 1382"></td><td data-bbox="1166 1336 1295 1382"></td><td data-bbox="1295 1336 1425 1382"></td><td data-bbox="1425 1336 1539 1382"></td></tr></table>												


--

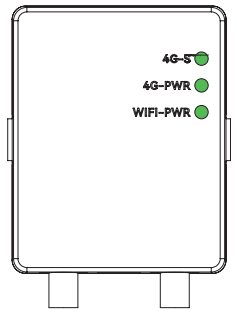
V4

尺寸
Dimension



5. Indicator description





* 1 V304E V315E V315E-4G V315E-WIFI

*Note1: This interface is only supported on V304E, V315E, V315E-4G, and V315E-WIFI models.

* 2 V307S V307E V310S V310E

*Note 2: This interface is only supported on V307S, V307E, V310S, and V310E models.

串口通讯

